
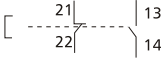


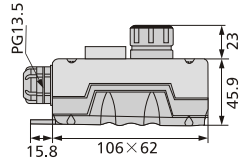
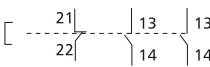

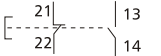


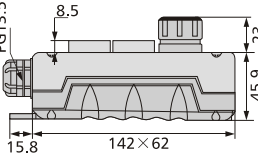
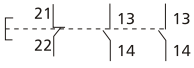

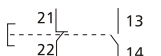


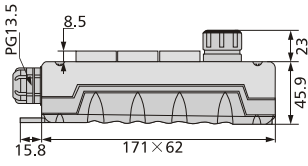
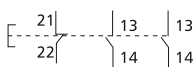

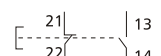


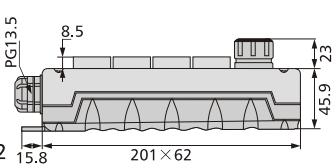
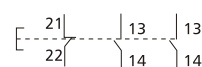

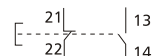


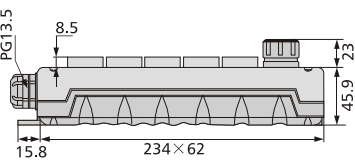
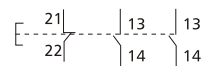


LAY5 Control Switch Box Series

Control switch	Description	Contact	Symbol	Type	Contour
 <p>LAY5-EPBS2</p>	2 holes control box	NC+1N/O		 	
	1 white spring return button 1 red emergency button turn to release Ip54	NC+2N/O		LAY5-EPBS22	
 <p>LAY5-EPBS3</p>	3 holes control box	NC+2N/O		 	
	1 white spring return button 1 black spring return button 1 red emergency button turn to release Ip54	NC+2N/O+2N/O		LAY5-EPBS32	
 <p>LAY5-EPBS4</p>	4 holes control box	NC+3N/O		 	
	1 balck spring return button 1 white spring return button 1 balck spring return button 1 red emergency button turn to release Ip54	NC+3N/O+3N/O		LAY5-EPBS42	
 <p>LAY5-EPBS5</p>	5 holes control box	NC+4N/O		 	
	1 balck spring return button 1 white spring return button 1 balck spring return button 1 white spring return button 1 red emergency button turn to release Ip54	NC+4N/O+4N/O		LAY5-EPBS52	
 <p>LAY5-EPBS6</p>	6 holes control box	NC+5N/O		 	
	1 white spring return button 1 balck spring return button 1 white spring return button 1 balck spring return button 1 white spring return button 1 red emergency button turn to release Ip54	NC+5N/O+5N/O		LAY5-EPBS62	